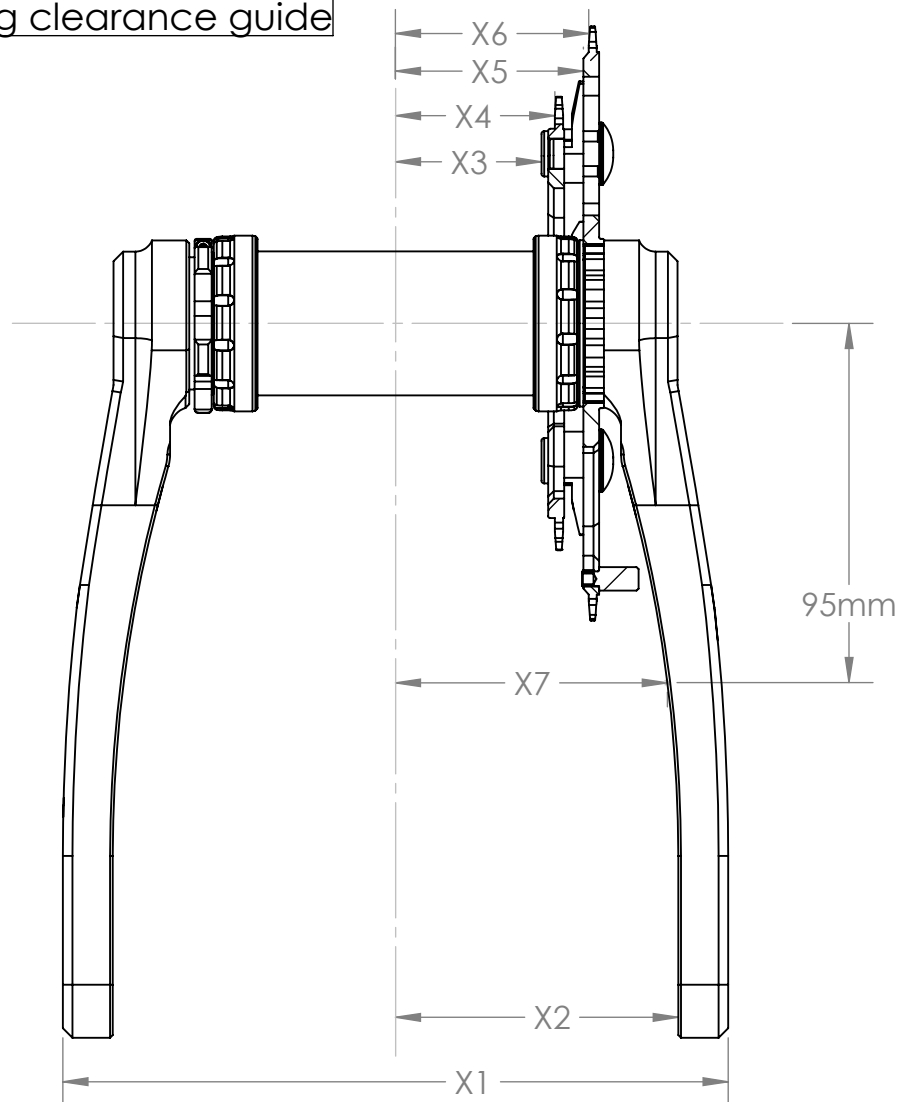


VBC Chaining clearance guide



	A30 Adventure	M30 MTB	G30 Gravel	R30 Road
X1	163.5mm	176mm	171mm	158.5mm
X2	68.5mm	74.8mm	72.3mm	66mm
X3	38.6mm	38.6mm	36.1mm	36.1mm
X4	42.15mm	42.15mm	39.65mm	39.65mm
X5	49.7mm	49.7mm	47.2mm	47.2mm
X6	51.1mm	51.1mm	48.6mm	48.6mm
X7	66.3mm	71.9mm	69.4mm	63.8mm

PROPRIETARY AND CONFIDENTIAL

THE INFORMATION CONTAINED IN THIS DRAWING IS THE SOLE PROPERTY OF WHITE INDUSTRIES. ANY REPRODUCTION IN PART OR AS A WHOLE WITHOUT THE WRITTEN PERMISSION OF WHITE INDUSTRIES IS PROHIBITED.

UNLESS OTHERWISE SPECIFIED:

DIMENSIONS ARE IN INCHES
TOLERANCES:
ANGULAR: MACH $\pm .01$ BEND $\pm .5$
TWO PLACE DECIMAL $\pm .01$
THREE PLACE DECIMAL $\pm .002$
FOUR PLACE DECIMAL $\pm .0005$

MATERIAL

DO NOT SCALE DRAWING

DRAWN

NAME

Alec

DATE

11/23/2020

COMMENTS:

White Industries

1325 Ross St Petaluma CA 94954

Info@whiteind.com

P:(707) 769-5600 F:(707) 769-5511

SIZE
A

DWG. NO.

MR30 Crank Assembly

REV

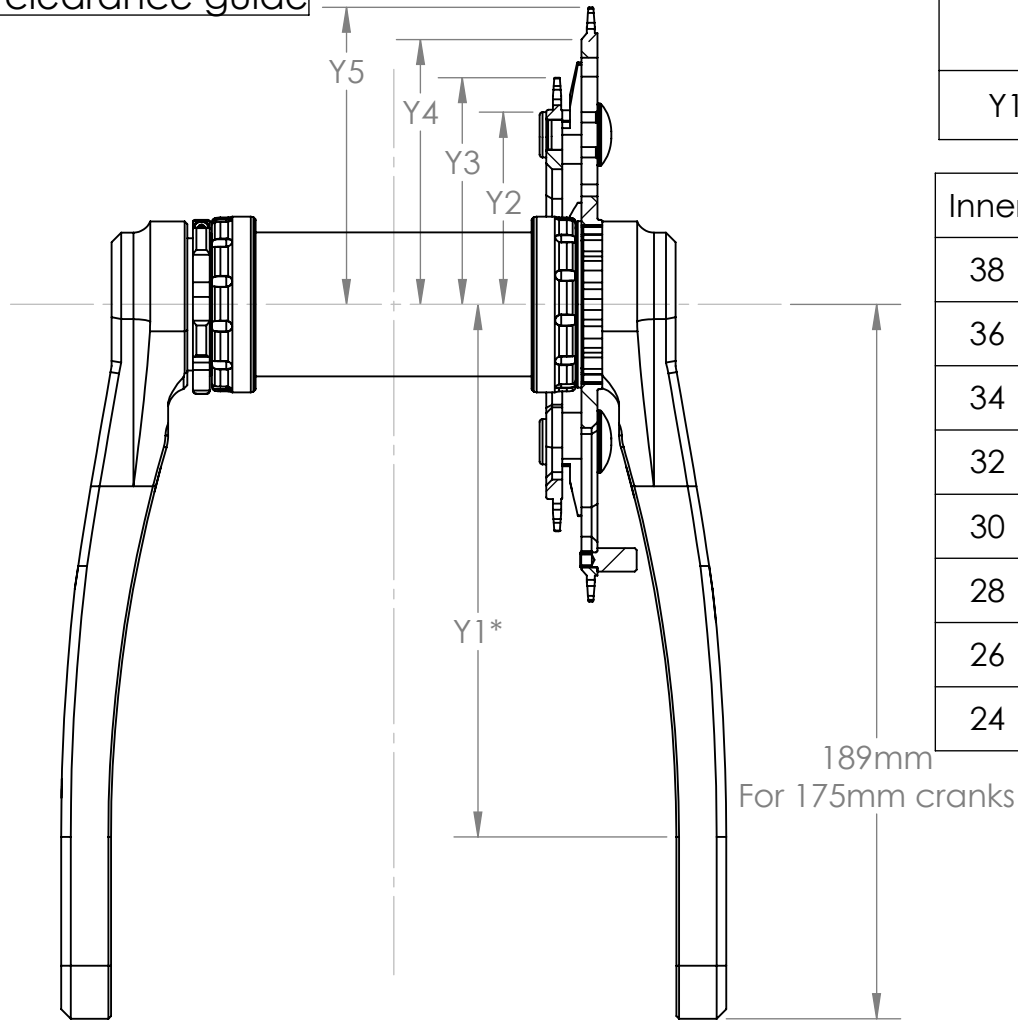
3

SCALE: 1:2

WEIGHT:

SHEET 1 OF 6

VBC Chaining clearance guide



	A30 Adventure	M30 MTB	G30 Gravel	R30 Road
Y1	140.9mm	140.9mm	140.9mm	140.9mm

Inner	Y2	Y3	Outer	Y4	Y5
38	71.3mm	78.9mm	52	98.5mm	107.1mm
36	67.2mm	74.8mm	50	94.5mm	103.1mm
34	63mm	70.8mm	48	90.3mm	99.2mm
32	59mm	66.7mm	46	86.3mm	95mm
30	55mm	62.7mm	44	82.3mm	91mm
28	51mm	58.7mm	42	78.3mm	87mm
26	47mm	54.6mm	40	74.2mm	82.5mm
24	43mm	50.4mm	38	70.1mm	78.9mm

*Doesn't change with arm length

PROPRIETARY AND CONFIDENTIAL

THE INFORMATION CONTAINED IN THIS DRAWING IS THE SOLE PROPERTY OF WHITE INDUSTRIES. ANY REPRODUCTION IN PART OR AS A WHOLE WITHOUT THE WRITTEN PERMISSION OF WHITE INDUSTRIES IS PROHIBITED.

UNLESS OTHERWISE SPECIFIED:

DIMENSIONS ARE IN INCHES
TOLERANCES:
ANGULAR: MACH $\pm .01$ BEND $\pm .5$
TWO PLACE DECIMAL $\pm .01$
THREE PLACE DECIMAL $\pm .002$
FOUR PLACE DECIMAL $\pm .0005$

MATERIAL

DO NOT SCALE DRAWING

	NAME	DATE
DRAWN	Alec	11/23/2020
COMMENTS:		

White Industries

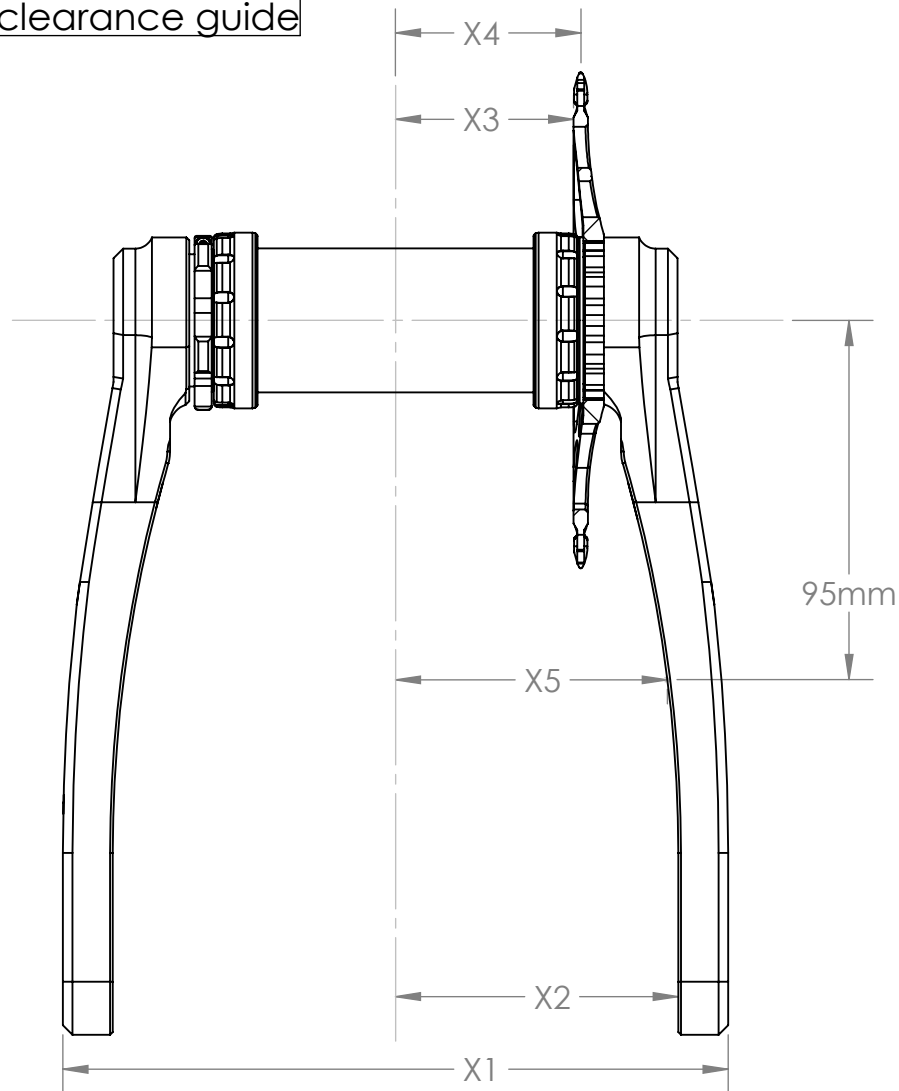
1325 Ross St Petaluma CA 94954

Info@whiteind.com

P:(707) 769-5600 F:(707) 769-5511

SIZE	DWG. NO.	REV
A	MR30 Crank Assembly	3
SCALE: 1:2	WEIGHT:	SHEET 2 OF 6

1X Chaining clearance guide



	A30 Adventur e	M30 MTB	G30 Gravel	R30 Road
X1	163.5mm	176mm	171mm	158.5mm
X2	68.5mm	74.8mm	72.3mm	66mm
X3	47.1mm	47.1mm	44.6mm	44.6mm
X4	49mm	49mm	46.5mm	46.5mm
X5	66.3mm	71.9mm	69.4mm	63.8mm

PROPRIETARY AND CONFIDENTIAL
THE INFORMATION CONTAINED IN THIS DRAWING IS THE SOLE PROPERTY OF WHITE INDUSTRIES. ANY REPRODUCTION IN PART OR AS A WHOLE WITHOUT THE WRITTEN PERMISSION OF WHITE INDUSTRIES IS PROHIBITED.

UNLESS OTHERWISE SPECIFIED:
DIMENSIONS ARE IN INCHES
TOLERANCES:
ANGULAR: MACH±.01 BEND ±.5
TWO PLACE DECIMAL ±.01
THREE PLACE DECIMAL ±.002
FOUR PLACE DECIMAL ±.0005

MATERIAL

DO NOT SCALE DRAWING

DRAWN

NAME

Alec

DATE

11/23/2020

COMMENTS:

White Industries

1325 Ross St Petaluma CA 94954

Info@whiteind.com

P:(707) 769-5600 F:(707) 769-5511

DWG. NO.

SIZE
A

MR30 Crank Assembly

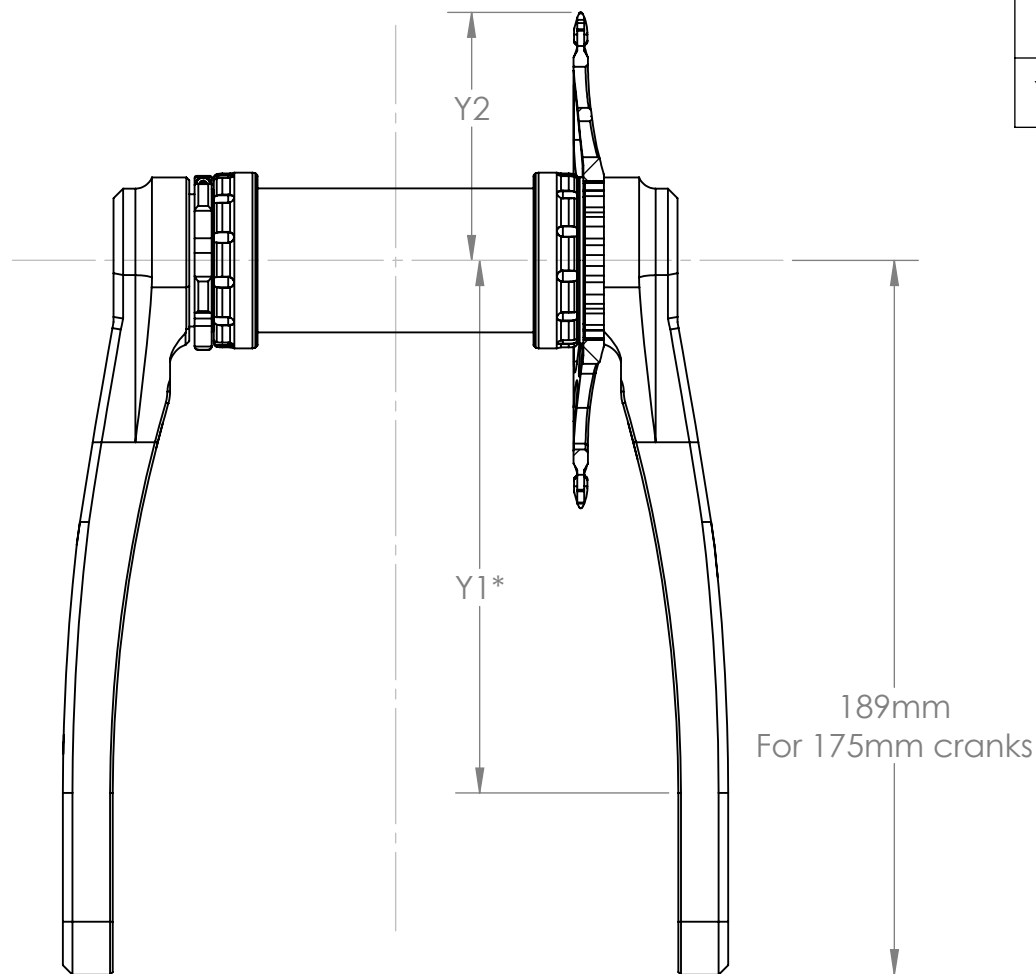
REV
3

SCALE: 1:2

WEIGHT:

SHEET 3 OF 6

1X Chainring clearance guide



	A30 Adventure	M30 MTB	G30 Gravel	R30 Road
Y1	140.9mm	140.9mm	140.9mm	140.9mm

Inner	Y2
48	102.3mm
46	98.3mm
44	94.2mm
42	90.2mm
40	86.2mm
38	82.1mm
36	78.1mm
34	74mm
32	69.8mm
30	66mm
28	61.9mm

*Doesn't change with arm length

PROPRIETARY AND CONFIDENTIAL

THE INFORMATION CONTAINED IN THIS DRAWING IS THE SOLE PROPERTY OF WHITE INDUSTRIES. ANY REPRODUCTION IN PART OR AS A WHOLE WITHOUT THE WRITTEN PERMISSION OF WHITE INDUSTRIES IS PROHIBITED.

UNLESS OTHERWISE SPECIFIED:

DIMENSIONS ARE IN INCHES
TOLERANCES:
ANGULAR: MACH $\pm .01$ BEND $\pm .5$
TWO PLACE DECIMAL $\pm .01$
THREE PLACE DECIMAL $\pm .002$
FOUR PLACE DECIMAL $\pm .0005$

MATERIAL

DO NOT SCALE DRAWING

	NAME	DATE
DRAWN	Alec	11/23/2020
COMMENTS:		

White Industries

1325 Ross St Petaluma CA 94954

Info@whiteind.com

P:(707) 769-5600 F:(707) 769-5511

SIZE
A

DWG. NO.

MR30 Crank Assembly

REV

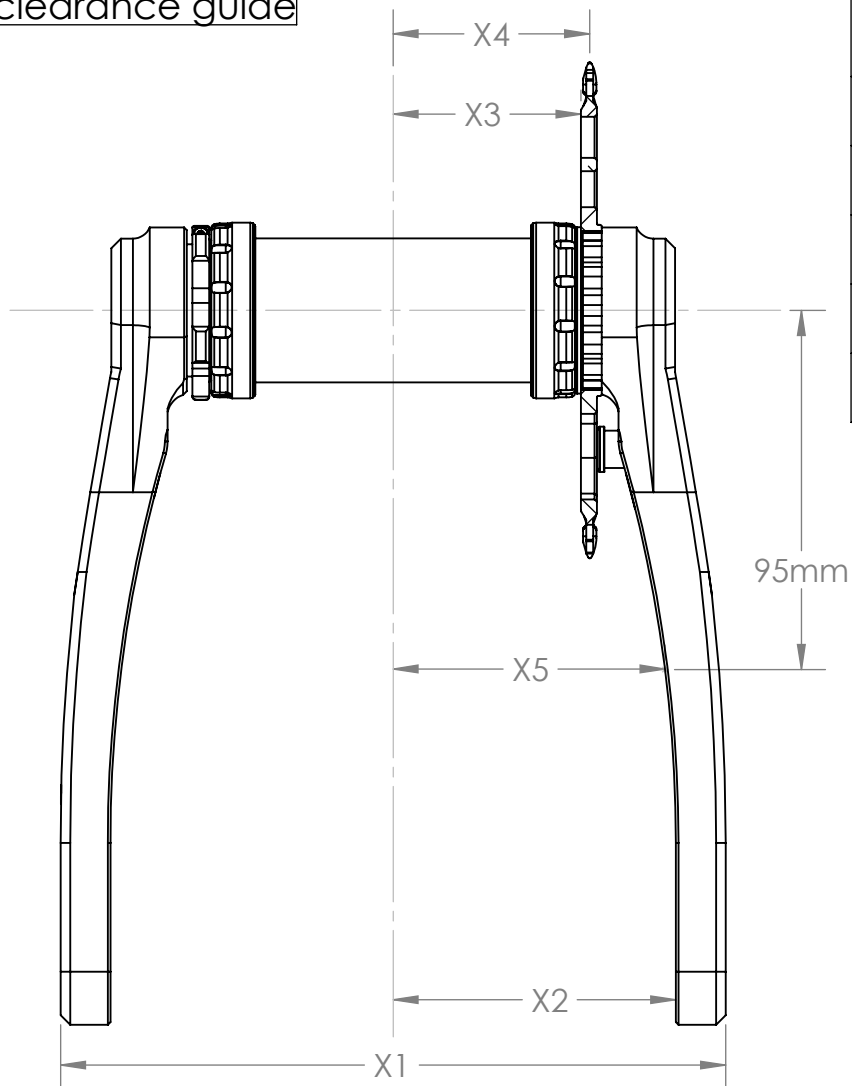
3

SCALE: 1:2

WEIGHT:

SHEET 4 OF 6

1X Boost Chaining clearance guide



	A30 Adventure	M30 MTB	G30 Gravel	R30 Road
X1	163.5mm	176mm	171mm	158.5mm
X2	68.5mm	74.8mm	72.3mm	66mm
X3	49.7mm	49.7mm	47.2mm	47.2mm
X4	52mm	52mm	49.5mm	49.5mm
X5	66.3mm	71.9mm	69.4mm	63.8mm

PROPRIETARY AND CONFIDENTIAL

THE INFORMATION CONTAINED IN THIS DRAWING IS THE SOLE PROPERTY OF WHITE INDUSTRIES. ANY REPRODUCTION IN PART OR AS A WHOLE WITHOUT THE WRITTEN PERMISSION OF WHITE INDUSTRIES IS PROHIBITED.

UNLESS OTHERWISE SPECIFIED:

DIMENSIONS ARE IN INCHES
TOLERANCES:
ANGULAR: MACH $\pm .01$ BEND $\pm .5$
TWO PLACE DECIMAL $\pm .01$
THREE PLACE DECIMAL $\pm .002$
FOUR PLACE DECIMAL $\pm .0005$

MATERIAL

DO NOT SCALE DRAWING

DRAWN

NAME

Alec

DATE

11/23/2020

COMMENTS:

White Industries

1325 Ross St Petaluma CA 94954

Info@whiteind.com

P:(707) 769-5600 F:(707) 769-5511

DWG. NO.

SIZE
A

MR30 Crank Assembly

REV

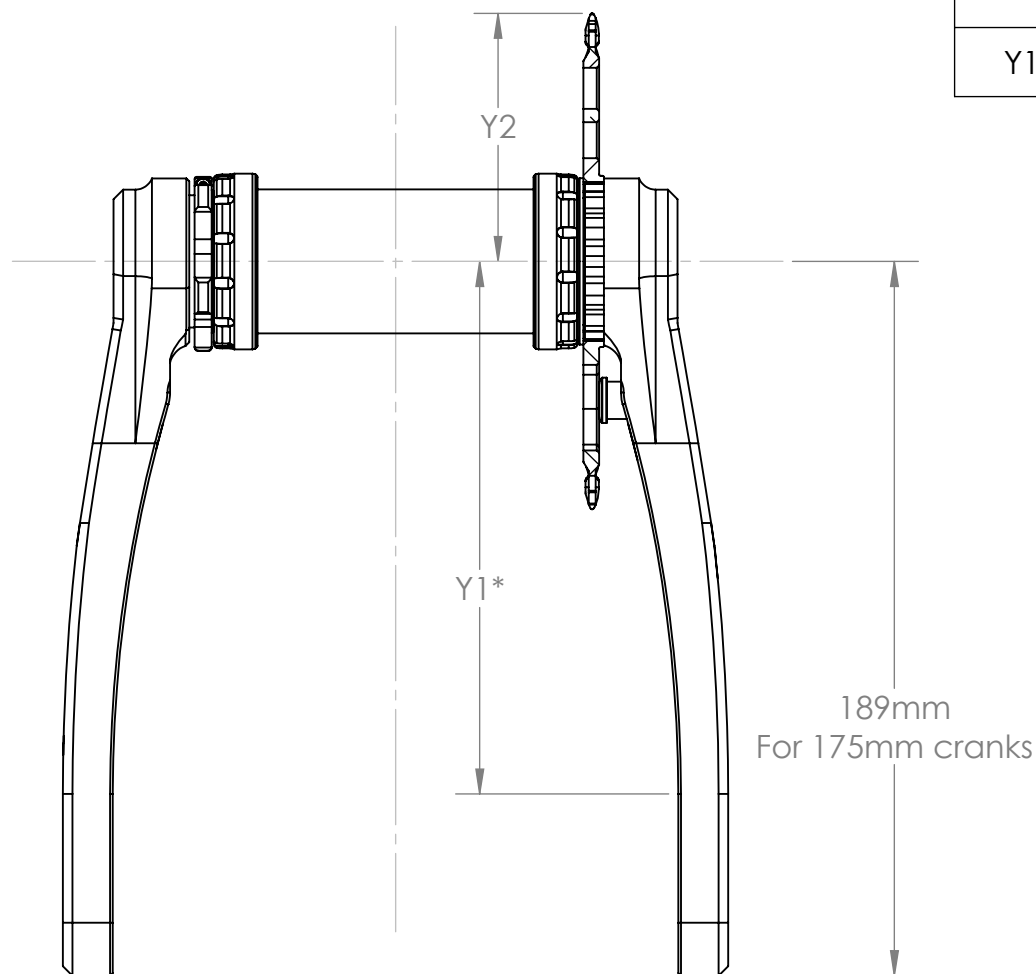
3

SCALE: 1:2

WEIGHT:

SHEET 5 OF 6

1x Boost Chainring clearance guide



	A30 Adventure	M30 MTB	G30 Gravel	R30 Road
Y1	140.9mm	140.9mm	140.9mm	140.9mm

Ring Size	Y2
48	102.3mm
46	98.3mm
44	94.2mm
42	90.2mm
40	86.2mm
38	82.1mm
36	78.1mm
34	74mm
32	69.8mm
30	66mm
28	61.9mm

*Doesn't change with arm length

PROPRIETARY AND CONFIDENTIAL

THE INFORMATION CONTAINED IN THIS DRAWING IS THE SOLE PROPERTY OF WHITE INDUSTRIES. ANY REPRODUCTION IN PART OR AS A WHOLE WITHOUT THE WRITTEN PERMISSION OF WHITE INDUSTRIES IS PROHIBITED.

UNLESS OTHERWISE SPECIFIED:

DIMENSIONS ARE IN INCHES
TOLERANCES:
ANGULAR: MACH $\pm .01$ BEND $\pm .5$
TWO PLACE DECIMAL $\pm .01$
THREE PLACE DECIMAL $\pm .002$
FOUR PLACE DECIMAL $\pm .0005$

MATERIAL

DO NOT SCALE DRAWING

DRAWN

NAME

Alec

DATE

11/23/2020

COMMENTS:

White Industries

1325 Ross St Petaluma CA 94954

Info@whiteind.com

P:(707) 769-5600 F:(707) 769-5511

SIZE
A

DWG. NO.

MR30 Crank Assembly

REV

3

SCALE: 1:2

WEIGHT:

SHEET 6 OF 6